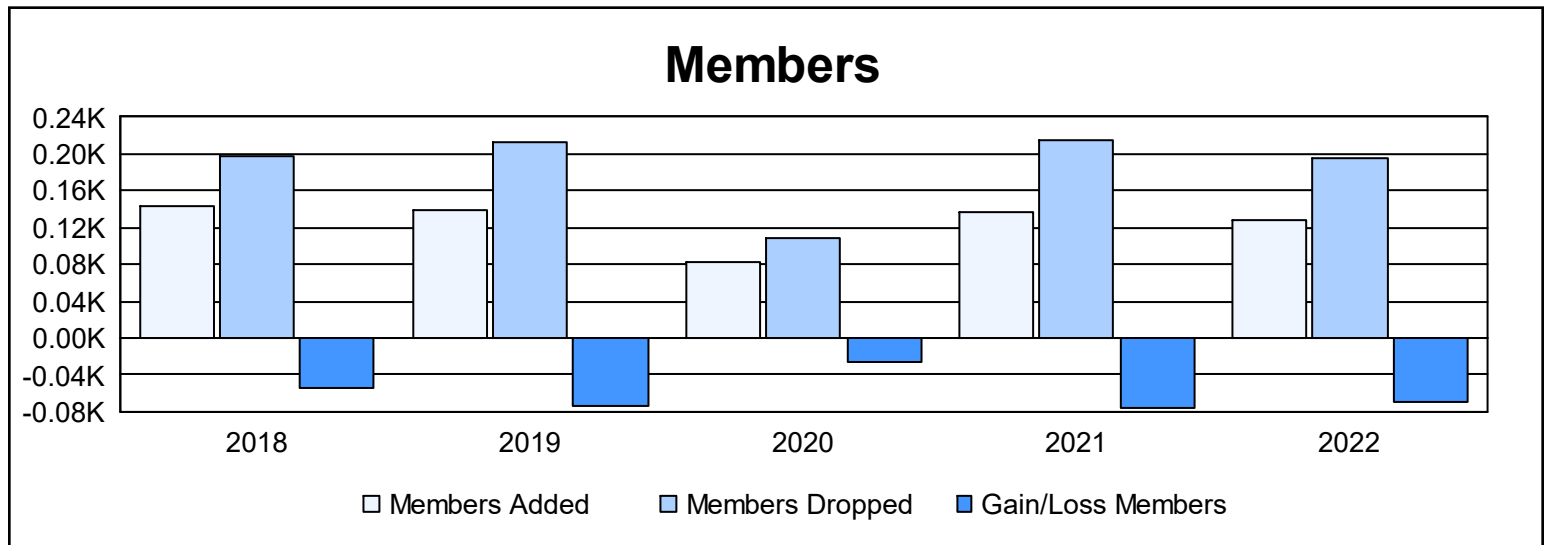
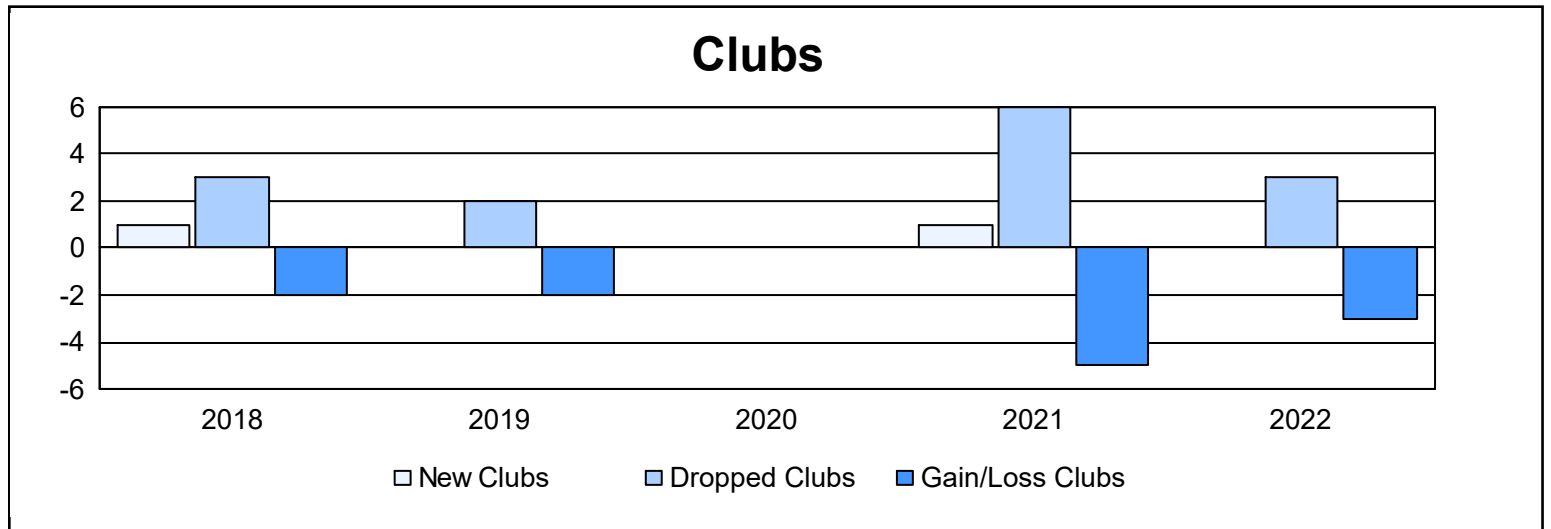
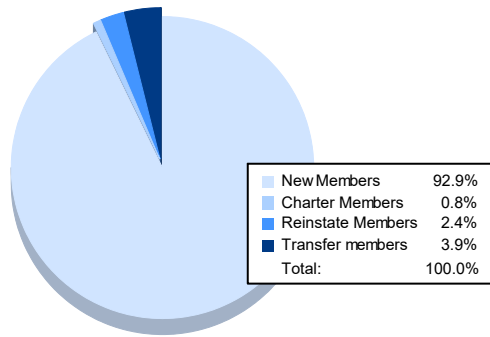


Year	New Clubs	Dropped Clubs	Gain/ Loss Clubs	New Members	Charter Members	Reinstate Members	Transfer Members	Total Member Added	Total Members Dropped	Gain/ Loss Members
2017-2018	1	3	-2	116	20	2	6	144	198	-54
2018-2019	0	2	-2	124	4	8	3	139	212	-73
2019-2020	0	0	0	72	0	9	1	82	108	-26
2020-2021	1	6	-5	69	38	6	24	137	214	-77
2021-2022	0	3	-3	118	1	3	5	127	196	-69
<b>Average</b>	<b>0</b>	<b>3</b>	<b>-2</b>	<b>100</b>	<b>13</b>	<b>6</b>	<b>8</b>	<b>126</b>	<b>186</b>	<b>-60</b>



### Membership Composition June 2022 Cumulative



### Gender Composition June 2022 Cumulative

